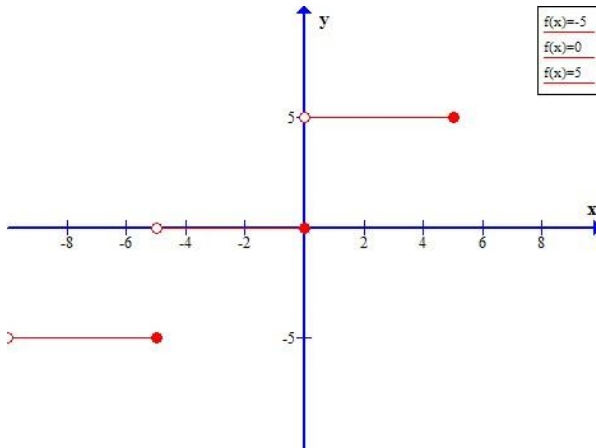


Limits Worksheet

Use the graph to determine the limits

1.



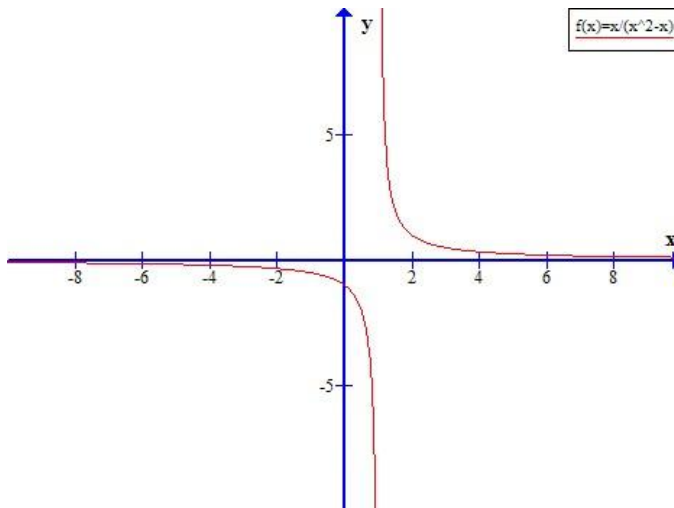
a) $\lim_{x \rightarrow 3} f(x) =$

b) $\lim_{x \rightarrow 0^+} f(x) =$

c) $\lim_{x \rightarrow 0^-} f(x) =$

d) $\lim_{x \rightarrow 0} f(x) =$

2.

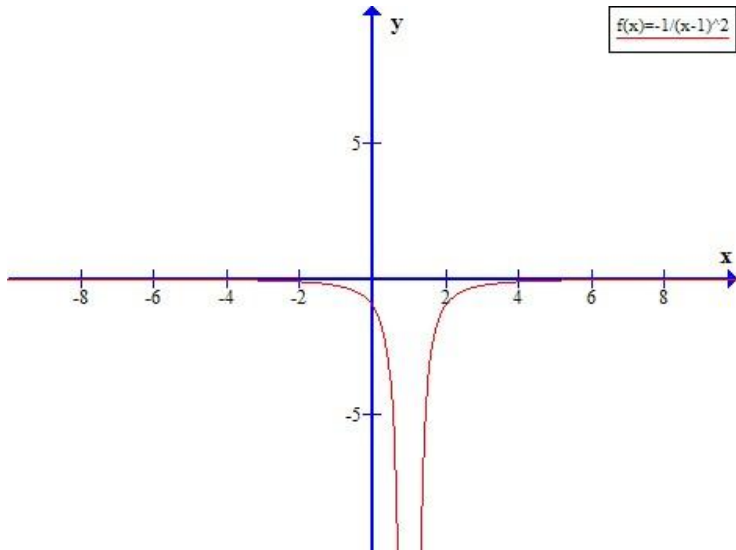


a) $\lim_{x \rightarrow 1^+} f(x) =$

b) $\lim_{x \rightarrow 1^-} f(x) =$

c) $\lim_{x \rightarrow 1} f(x) =$

3.

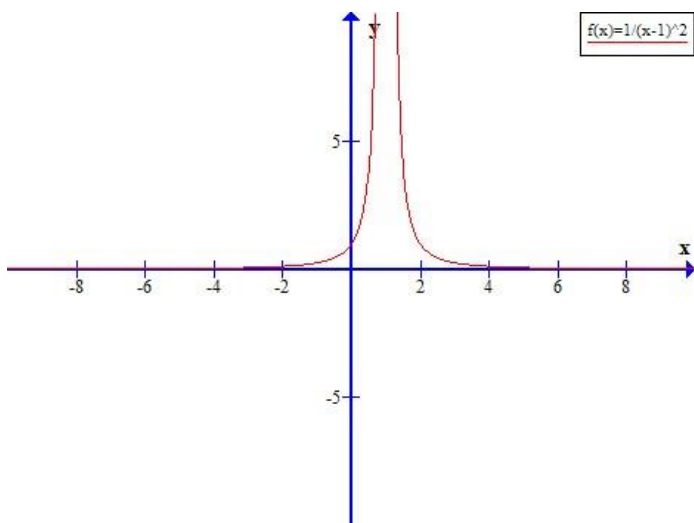


a) $\lim_{x \rightarrow 1^+} f(x) =$

b) $\lim_{x \rightarrow 1^-} f(x) =$

c) $\lim_{x \rightarrow 1} f(x) =$

4.

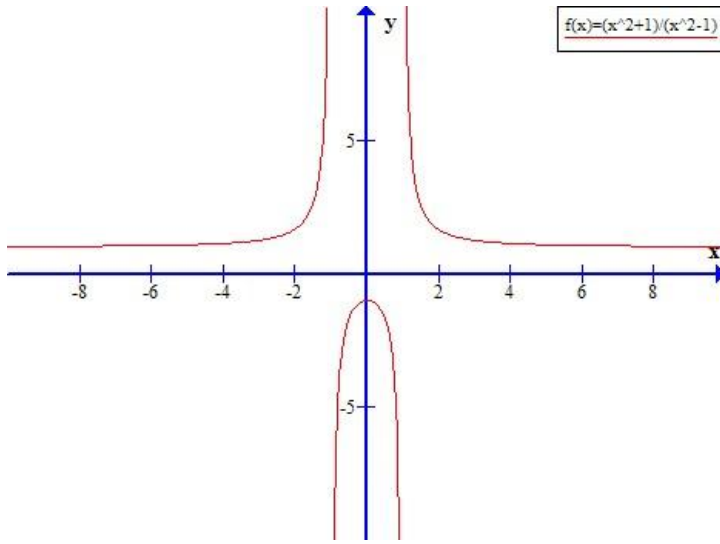


a) $\lim_{x \rightarrow 1^+} f(x) =$

b) $\lim_{x \rightarrow 1^-} f(x) =$

c) $\lim_{x \rightarrow 1} f(x) =$

5.



a) $\lim_{x \rightarrow 1^+} f(x) =$

b) $\lim_{x \rightarrow 1^-} f(x) =$

c) $\lim_{x \rightarrow 1} f(x) =$

d) $\lim_{x \rightarrow -1^+} f(x) =$